


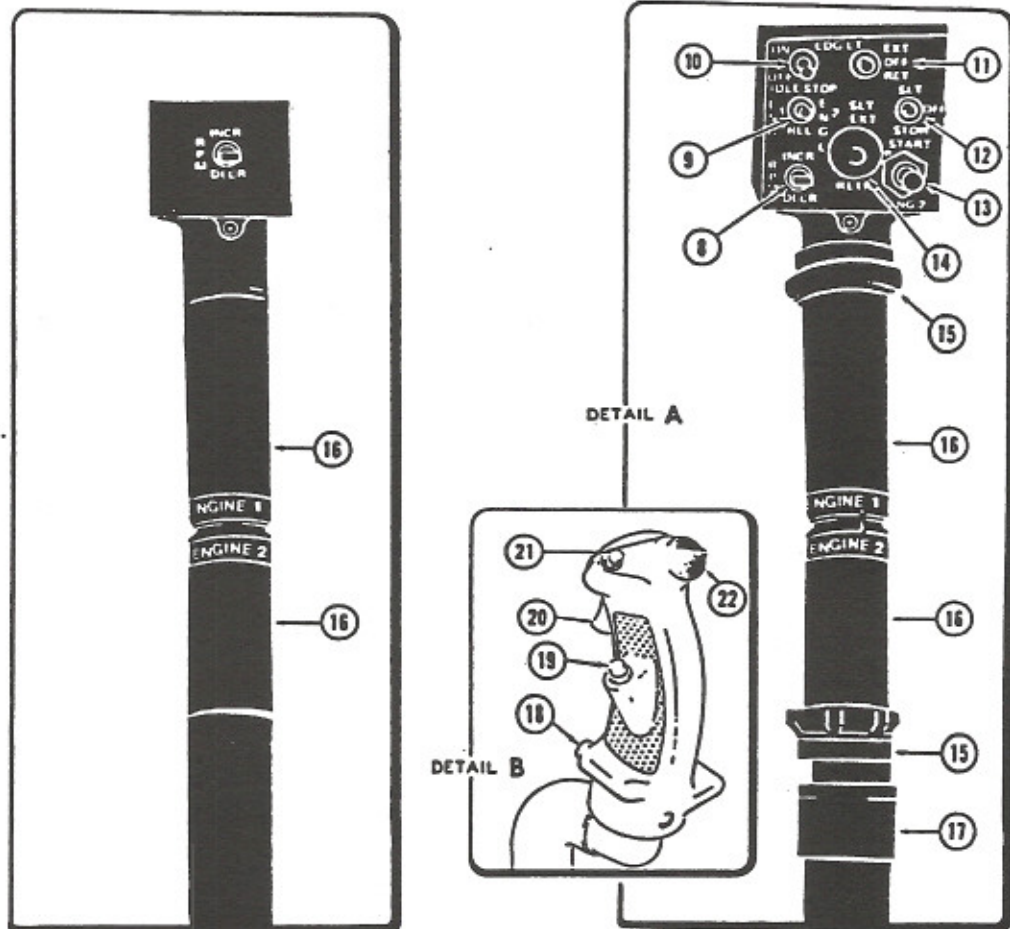
INSTRUMENTATION, WARNING AND CONTROL SYSTEMS

DESCRIPTION

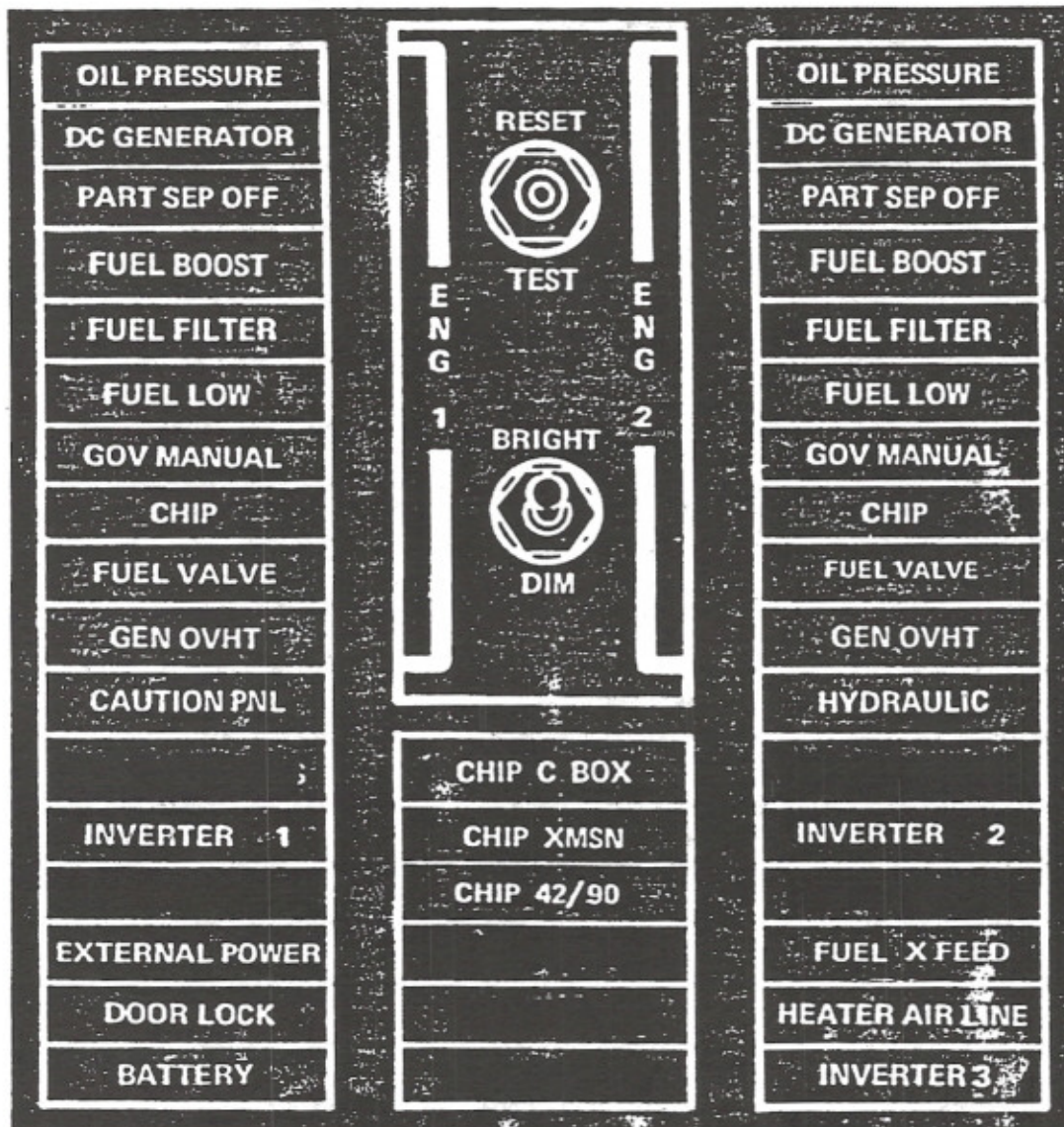
Flight, navigation, caution panel, transmission and engine instruments are mounted in the instrument panel. The panel is provided with a glare shield and hooded white lights. Caution panel, engine and transmission instruments are grouped in the middle of the panel. Flight and navigational instruments at the right side for the pilot and left side for the co-pilot. Necessary decals, warning lights, test switches and selector switches are also mounted on the panel.




Notes



- 16. Twist Grip — Throttle
- 17. Friction Adjustment — Collective Pitch Control
- 18. Cargo Hook Release
- 19. AFCS Disengage Switch
- 20. Communications Switch — ICS and Radio
- 21. Force Trim/Momentary AFCS Release Switch
- 22. AFCS Trim
- 23. Safety Belt
- 24. Collective Pitch Down Lock (Pilot Only)
- 25. Collective Pitch Control Lever
- 26. Adjuster — Directional Control Pedals
- 27. Directional Control Pedals
- 28. Cyclic Friction Adjuster (Pilot Only)
- 29. Cyclic Control Stick
- 30. Shoulder Harness Lock—Unlock Control

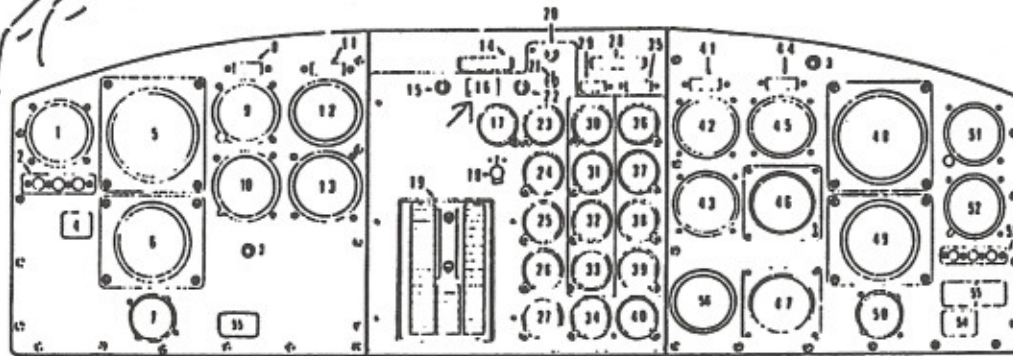


Caution Panel



Pedestal Console

Sheets ① Full off-
 ② part sep
 ③ Arms Pottle
 ④ GOH shorts off



1. Airspeed Indicator (Copilot - when installed)
2. Marker Beacon Light (Copilot - when installed)
3. Fast Erect Button
4. PITCH ROLL YAW Light (Copilot - when installed)
5. Attitude Indicator (Copilot - when installed)
6. Horizontal Situation Indicator (Copilot - when installed)
7. Clock (Copilot - when installed)
8. Master Caution Light (Copilot - when installed)
9. Altimeter (Copilot - when installed)
10. Vertical Speed Indicator (Copilot - when installed)
11. RPM Caution Light (Copilot - when installed)
12. Triple Tachometer (Copilot - when installed)
13. Dual Torque Pressure Indicator (Copilot - when installed)
14. Fire 1 Pull Handle
15. Cargo Release - Armed Indicator
16. Baggage Compartment Fire Indicator
17. Hydraulic Temperature and Pressure Indicator (System 1)
18. Fuel Quantity Selector Switch
19. Master Caution Panel
20. Fire Extinguisher Test Switch
21. Fire Extinguisher Selector Switch
22. Baggage Compartment Fire Test Switch
23. Hydraulic Temperature and Pressure Indicator (System 2)
24. Fuel Quantity Indicator
25. Transmission Oil Temperature and Pressure Indicator
26. Gearbox Oil Temperature and Pressure Indicator
27. Dual DC Ammeter
28. Fire 2 Pull Handle

29. Engine 1 Out Indicator
30. Gas Producer Tachometer Indicator (Engine 1)
31. Turbine Inlet Temperature Indicator (Engine 1)
32. Engine Oil Temperature and Pressure Indicator (Engine 1)
33. Fuel Pressure Indicator (Engine 1)
34. Dual AC and DC Voltmeter (No. 1 Bus)
35. Engine 2 Out Indicator
36. Gas Producer Tachometer Indicator (Engine 2)
37. Turbine Inlet Temperature Indicator (Engine 2)
38. Engine Oil Temperature and Pressure Indicator (Engine 2)
39. Fuel Pressure Indicator (Engine 2)
40. Dual AC and DC Voltmeter (No. 2 Bus)
41. RPM Caution Light (Pilot)
42. Triple Tachometer (Pilot)
43. Dual Torque Pressure Indicator (Pilot)
44. Master Caution Light (Pilot)
45. Airspeed Indicator (Pilot)
46. DME Indicator (Pilot)
47. Radar Altimeter Indicator (Pilot)
48. Attitude Indicator (Pilot)
49. Horizontal Situation Indicator (Pilot)
50. Clock (Pilot)
51. Altimeter (Pilot)
52. Vertical Speed Indicator (Pilot)
53. Marker Beacon Light (Pilot)
54. PITCH ROLL YAW Light (Pilot)
55. Radio Switch's
56. (CID) Course Deviation Indicator

1020r104

92.6

Instrument Panel IFR Configuration

